

Phase 3: Relaxed Conversion Phase

Metabolic Balance - The individual Phases

Congratulations - you have reached a major milestone!

Your food list and meal plan have now been extended. In addition; you may also wish to 'carefully' bring in new foods, which are not on your personal food list, to see how well you tolerate them. While doing this, always remember that your goal is to keep your newly adjusted metabolism in balance. The 8 Rules ALL still apply and remain unchanged, although you may now enjoy the occasional treat meal.

In the more relaxed Phase 3, you will discover how much food you are able to eat before you start to feel full. You may also carefully experiment with slightly different foods or quantities that were not on your Phase 2 plan. Use the new items on your Phase 3 food list alongside your meal plan to help you organise your meals. Remember to still listen to your body's inner signals which are there to help you. You may also wish to try some of your former favourite foods again that are were not on your personal food list. Please remember though, to stay true to the principles of your plan and to only make changes one at a time.








- Gradually introduce your body to larger amounts of carbohydrate. First, start at lunch by adding a carbohydrate such as whole grain pasta, wild rice or potatoes. Please remember not to eat any additional bread at this meal. You may; however, still use your allocated bread allowance to supplement other meals.
- Increase the amount of food you consume at lunch by 10 g every week (5g carbohydrate + 5g protein). Carefully observe your hunger and satiety during this time, until you reach a carbohydrate portion that is suitable for you. Please increase the amount of carbohydrates and protein equally. On no account should you increase the amount of carbohydrate you are eating whilst at the same time reducing the amount of protein. This would result in you feeling hungry and would increase your overall insulin secretion.
- Now that you have tried several new things, you may wish to note some of them down in a diary. In particular, you may wish to note how they made you feel, and how they affected your weight.

Observe carefully how your body reacts to any changes. If you have added variation to your plan which has led to negative symptoms, try to correlate the symptoms with the changes that you have made. Try going back to Strict Adjustment Phase for a few days or if you are unsure, discuss your experiences with your coach.

Phase 3: Relaxed Conversion Phase

Extension of the personal Food List for Keith Hickey

You can add the following food items to your personal food list.

	Fish	Anchovy (fresh), Eel, Fresh Tuna, Hoki/ Blue Grenadier, Pacific Butterfish, Redfish Filet, Whitebait
	Seafood	Crab, Yabbie
	Meat	Ostrich, Pork Fillet
	Sprouts	Alfalfa Sprouts, Mung Beans Sprouts, Soy Sprouts From now on you have sprouts on your food list. In your plan they count as vegetables. Please do not eat sprouts raw; but instead blanch them briefly in boiling water before consuming.
	Vegetable	Green Beans, Large Mushrooms, Spring Onions, Sprouted Wheat Germ, Zucchini
	Salad	Radicchio
	Fats / Oils	Flax Seed Oil (for Salads), Ghee (for hot vegetables), Native Coconut Oil (for frying)

Phase 3: Relaxed Conversion Phase

Shopping Helper Phase 3 for Keith Hickey

Fish	Anchovy (fresh), Barramundi, Basa, Bream, Cod, Eel, Flake, Flathead, Flounder, Flounder, Fresh Tuna, Garfish, Gemfish, Hake, Herring, Hoki/ Blue Grenadier, King George Whiting, Leatherjacket, Mackerel, Morwong, Ocean Trout, Pacific Butterfish, Perch, Redfish Filet, Salmon, Snapper, Swordfish Steak, Trevally, Trout, Whitebait, Yelloweye Mullet
Seafood	Crab, Cuttlefish, Oysters, Tiger prawns, Tiny Shrimps, Yabbie
Milk Products	Camel milk, Soy Milk (unsweetened)
Yogurt	Goat Milk Yogurt, Sheep Yogurt
Nuts	Almonds
Meat	Beef Fillet, Goat, Lamb Fillet, Mutton, Ostrich, Pork Fillet, Roast Beef, Veal, Venison
Poultry	Chicken Breast, Turkey Breast
Cheese	Feta Cheese (Sheep), Goat Cream Cheese (Chèvre), Sheep's Cream Cheese
Sprouts	Alfalfa Sprouts, Mung Beans Sprouts, Soy Sprouts
Seeds	Sunflower Seeds
Eggs	Eat a minimum of 2 eggs and a maximum of 4 eggs per week.
Vegetable	Artichokes, Asparagus white, Avocado, Broccoli, Brussels Sprouts, Carrots, Cauliflower, Cauliflower leaves, Celeriac, Chanterelle mushrooms, Chicory (Belgium Endive), Choko, Daikon/ White Radish, Eggplant, Fennel, Green Beans, Green olives, Green Cabbage, Horseradish, Kale, Kohlrabi (Cabbage Turnip), Large Mushrooms, Leek, Okra, Parsley (Root and Leaves), Pickled gherkins (sugar free), Porcini mushrooms, Pumpkin, Radish, Radish Sprouts, Sauerkraut, Savoy Cabbage, Silverbeet, Sorrel, Spinach, Spring Onions, Sprouted Wheat Germ, Tomato, Turnip, Turnip, White & brown mushrooms, Zucchini
Salad	Boston Bibb Lettuce (Butter Lettuce), Cucumber, Dandelion Greens, Frisee, Iceberg Lettuce, Lollo Rosso Lettuce, Mache Rosettes, Radicchio, Red Oak Leaf Lettuce, Rocket, Romaine Lettuce
Starch	Porridge Oats, Potato
Bread	Crispy Rye Bread, Wholegrain Rye Bread
Fruit	Apple (1)
Fats / Oils	Flax Seed Oil (for Salads), Ghee (for hot vegetables), Native Coconut Oil (for frying)